

## Technical parameters

Harmonic distortion 1KHz	0.5%Max
Gain Control	+16dB Min.
Noise figure	50 db
Input level	200~2000Millivolt
High input level	2000~8000Millivolt
Input supply voltage (DC)	DC (10 volts to 14 volts).
Input current	15A~80A
Total weight	About 8 kg.
Panel Size	Length 156mm, 2mm, width 82mm.

### Product warranty Description

Dear Customer, Thank you for purchasing our products, the spirit of your Responsible for the spirit, and now the warranty matters that you enjoy Description:

First, your obligations

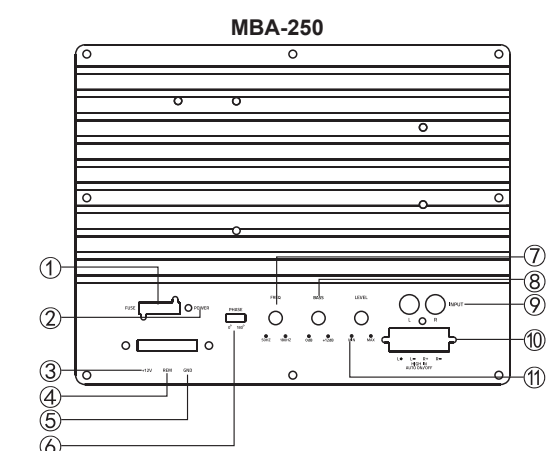
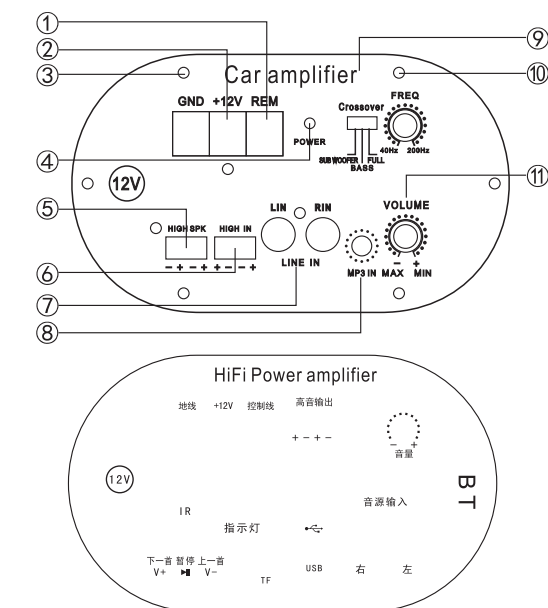
- 1、Buy this product, you should ask the dealer to fill out the warranty card and official seal.
- 2、You should ask the dealer a receipt, and covered with a dealer dedicated official seal.
- 3、You should keep your valid certificate, If you have any questions, as must be based.

Second, the product warranty conditions

- 1、You purchased the product warranty period. (The case of non-human)
- 2、After the warranty expires, we continue to provide maintenance services for you, according to the cost price to charge parts cost.
- 3、According to the relevant regulations of the State, the following situations are excluded from warranty coverage:
  - ★ Consumers improper use, or do not follow the product instructions for use;
  - ★ Product failure, self-repair, or dismantle;
  - ★ Human damage caused by the installation, mobile, fault;
  - ★ Damage due to accidental disasters (such as fires, floods, lightning, earthquakes, etc.), Failure.

Note:

- 1、" "Indicates that the power, the car Ground.
- 2、" " Said signal ground and power ground.
- 3、For technical reference only, subject to change Without notice.



1. Fuse
2. indicator light
3. Positive pole of power supply
4. Power control line
5. Negative pole of power supply
6. Phase adjustment
7. Frequency response range adjustment
8. Low frequency regulation
9. Audio input
10. High frequency input
11. modulation

Note: Design and specifications are subject to change without notice!

Third, the "three guarantees": so within three months from the date of product sold Barrier replacement, one-year warranty, Box and accessories do not belong to three bags of range

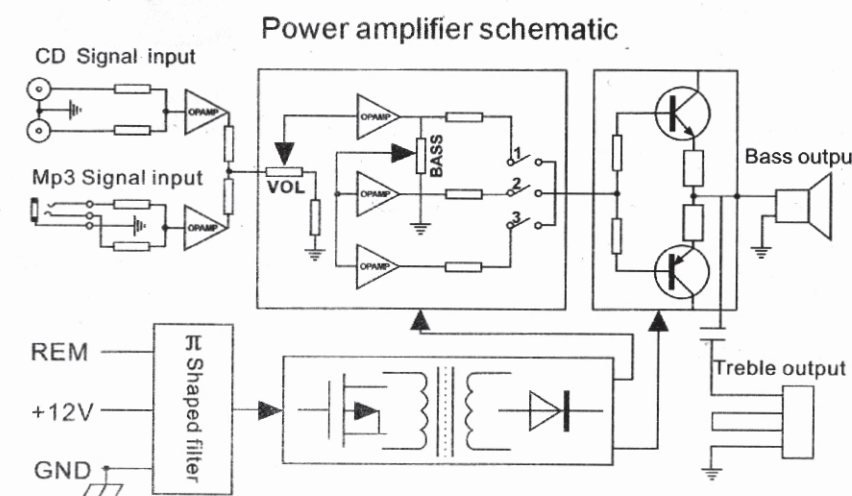
### Safety Precautions:

This product has a variety of protective effects, in the failure of the product, tryReconnect the system, confirmed that no short-circuit or power supply is normal, and then re-open.Machine, if there is fault, please contact your supplier, please do not self-playingBoot cover.

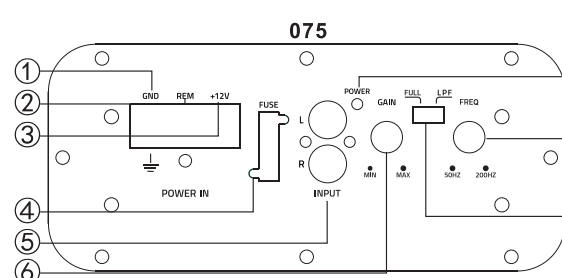
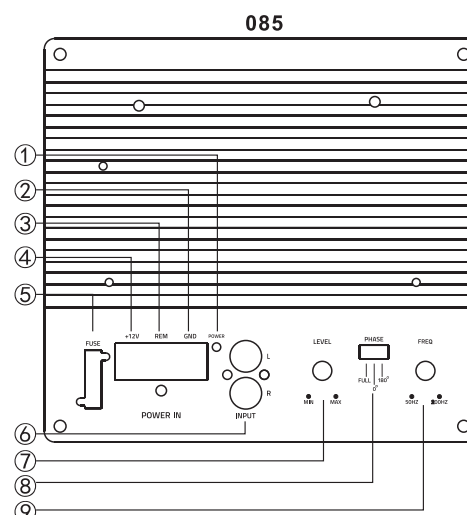
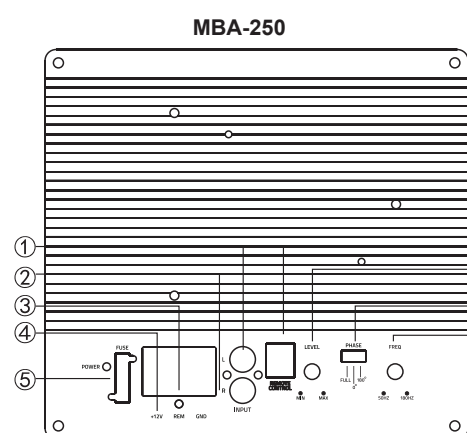
### Product warranty card

User Name:
Tel:
Address:
E-mail:
Product Model:
Date of purchase:
Dealer name:
Dealer phone:
Dealer seal:

To protect your rights, please fill out this form correctly.



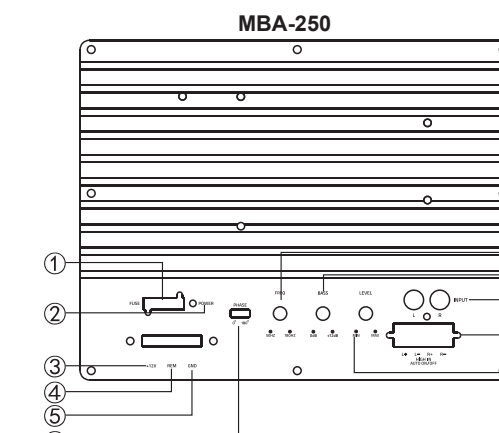
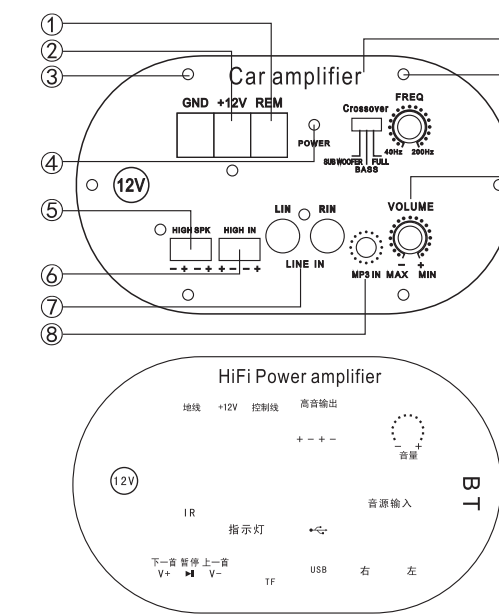
## CAR SUBWOOFER Manual



1. Audio input
2. Negative pole of power supply
3. Power control line
4. Positive pole of power supply
5. Fuse
6. External wire control
7. Modulation
8. Phase adjustment
9. Frequency response range adjustment
1. indicator light
2. Negative pole of power supply
3. Power control line
4. Positive pole of power supply
5. Fuse
6. Audio input
7. modulation
8. Phase adjustment
- 9.Low frequency regulation
1. Negative pole of power supply
2. Power control line
3. 12V power supply positive pole
4. Fuse
5. Audio input
6. modulation
7. Phase adjustment
8. Low frequency regulation
9. indicator light

Note:

- 1、" "Indicates that the power, the car Ground.
- 2、" " Said signal ground and power ground.
- 3、For technical reference only, subject to change Without notice.



1. Fuse
2. indicator light
3. Positive pole of power supply
4. Power control line
5. Negative pole of power supply
6. Phase adjustment
7. Frequency response range adjustment
8. Low frequency regulation
9. Audio input
10. High frequency input
11. modulation

Note: Design and specifications are subject to change without notice!

## Technical parameters

Harmonic distortion 1KHz	0.5%Max
Gain Control	+16dB Min.
Noise figure	50 db
Input level	200~2000Millivolt.
High input level	2000~8000Millivolt.
Input supply voltage (DC)	DC (10 volts to 14 volts).
Input current	15A~80A
Total weight	About 8 kg.
Panel Size	Length 156mm, 2mm, width 82mm.

### Product warranty Description

Dear Customer, Thank you for purchasing our products, the spirit of your Responsible for the spirit, and now the warranty matters that you enjoy Description:

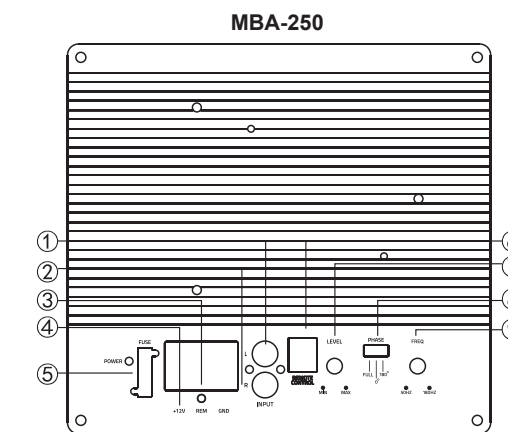
First, your obligations

- 1、Buy this product, you should ask the dealer to fill out the warranty card and official seal.
- 2、You should ask the dealer a receipt, and covered with a dealer dedicated official seal.
- 3、You should keep your valid certificate, If you have any questions, as must be based.

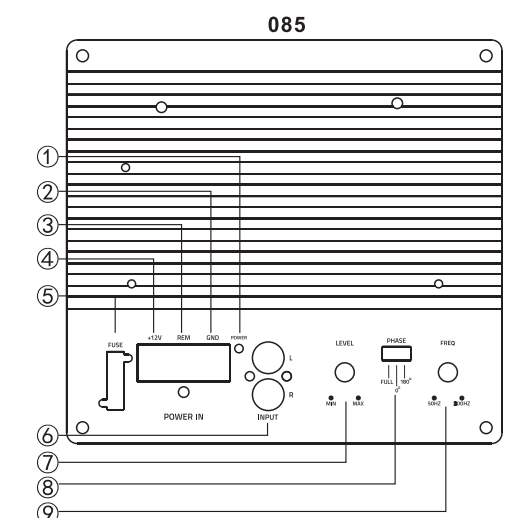
Second, the product warranty conditions

- 1、You purchased the product warranty period. (The case of non-human)
- 2、After the warranty expires, we continue to provide maintenance services for you, according to the cost price to charge parts cost.
- 3、According to the relevant regulations of the State, the following situations are excluded from warranty coverage:
  - ★ Consumers improper use, or do not follow the product instructions for use;
  - ★ Product failure, self-repair, or dismantle;
  - ★ Human damage caused by the installation, mobile, fault;
  - ★ Damage due to accidental disasters (such as fires, floods, lightning, earthquakes, etc.), Failure.

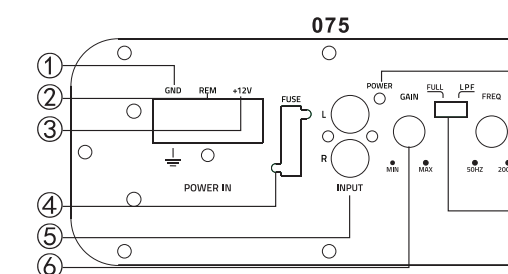
## CAR SUBWOOFER Manual



1. Audio input
2. Negative pole of power supply
3. Power control line
4. Positive pole of power supply
5. Fuse
6. External wire control
7. Modulation
8. Phase adjustment
9. Frequency response range adjustment



1. indicator light
2. Negative pole of power supply
3. Power control line
4. Positive pole of power supply
5. Fuse
6. Audio input
7. modulation
8. Phase adjustment
9. Low frequency regulation



1. Negative pole of power supply
2. Power control line
3. 12V power supply positive pole
4. Fuse
5. Audio input
6. modulation
7. Phase adjustment
8. Low frequency regulation
9. indicator light